

NIVI TRADING LIMITED

CIN: L99999MH1985PLC036391

Regd. Off.: C/o. United Phosphorus Ltd., Readymoney Terrace, 4th Floor,, Dr. A.B. Road, Worli Naka, Mumbai - 400 018.

Tel Nos.: 68568000 Fax No.: 2648 7523

Email : nivi.investors@uniphos.com Website : nivionline.com

November 10, 2022

BSE Limited,
Floor 25, P.J. Towers,
Dalal Street,
Mumbai – 400 001.

Scrip Code – 512245

Sub: Unaudited financial results for the quarter and half year ended on 30th September, 2022

Dear Sir/Madam,

We wish to inform you that the Board of Directors at its meeting held today i.e. Thursday, 10th November, 2022, has considered and approved the unaudited financial results of the Company for the quarter and half year ended on 30th September, 2022. The said unaudited financial results were reviewed by the Audit Committee before approval by the Board.

Pursuant to Regulation 30 and 33 of the SEBI (Listing Obligations and Disclosure Requirements) Regulations, 2015, we are enclosing herewith unaudited financial results for the quarter and half year ended 30th September, 2022 along with limited review report issued by the Statutory Auditor of the Company.

The Board Meeting commenced at 12.00 noon and concluded at 12.30 noon.

We request you to take the same on records.

Thanking you,

For **NIVI TRADING LIMITED**

Simran Panwar
Company Secretary &
Compliance Officer
(ACS 68666)

Encl.: As above



VORA & ASSOCIATES
CHARTERED ACCOUNTANTS

101-103, REWA CHAMBERS
31, NEW MARINE LINES
MUMBAI - 400 020, INDIA

☎ 91-99305 75933
☎ 022-2200 5933 - 2200 5934
🌐 www.cavoras.com
✉ office@cavoras.com
✉ cavoras@gmail.com

Independent Auditor's Review Report on Unaudited Quarterly Financial Results

To
The Board of Directors,
NIVI TRADING LIMITED.



We have reviewed the accompanying statement of unaudited financial results ('the Statement') of **NIVI TRADING LIMITED** ('the Company') for the quarter and half year ended 30th September, 2022 being submitted by the Company pursuant to the requirements of Regulation 33 of the SEBI (Listing Obligations and Disclosure Requirements) Regulations, 2015 (as amended).

This statement, which is the responsibility of the Company's Management and has been approved by the Board of Directors has been prepared in accordance with the recognition and measurement principles laid down in Indian Accounting Standard 34, Interim Financial Reporting ('Ind AS 34') prescribed u/s 133 of the Companies Act, 2013 ('the Act'), SEBI Circular CIR/CF/FAC/62/2016 dated 05/07/2016 (hereinafter referred to as the 'the SEBI Circular') and other accounting principles generally accepted in India. Our responsibility is to express a conclusion on the Statement based on our review.

We conducted our review of the Statement in accordance with the Standard on Review Engagement (SRE) 2410 "Review of Interim Financial Statements Performed by the Independent Auditor of the Entity", issued by the Institute of Chartered Accountants of India. This standard requires that we plan and perform the review to obtain moderate assurance as to whether the financial statements are free of material misstatement. A review is limited primarily to inquiries of Company personnel and analytical procedures applied to financial data and thus provide less assurance than an audit. We have not performed an audit and accordingly, we do not express an audit opinion.

Based on our review conducted as above, nothing has come to our attention that causes us to believe that the accompanying statement prepared in accordance with applicable accounting standards i.e. Ind AS prescribed under Section 133 of the Act read with relevant Rules issued thereunder and other recognized accounting practices and policies has not disclosed the information required to be disclosed in terms of Regulation 33 of the SEBI (Listing Obligations and Disclosure Requirements) Regulations, 2015 (as amended), including the manner in which it is to be disclosed, or that it contains any material misstatement.

For VORA & ASSOCIATES
CHARTERED ACCOUNTANTS
(ICAI Firm Reg. No.: 111612W)


RONAK A. RAMBHIA
PARTNER


(Membership No.: 140371)

UDIN: 22140371BCRU11269
PLACE: MUMBAI
DATED: November 10, 2022

NIVI TRADING LIMITED

Regd. Office: c/o United Phosphorus Ltd., Readymoney Terrace, 4th Floor
167, Dr. A. B. Road, Worli Naka, Mumbai 400 018

CIN: L99999MH1985PLC036391

Tel. No. 022-61233500 Fax No. 26487523, Email Id: nivi.investors@uniphos.com, Website: www.nivionline.com

Statement of unaudited financial results for the quarter and six months ended 30th September 2022 (Rs. In lakhs)

Particulars	Quarter ended 30/09/2022 (Unaudited)	Quarter ended 30/06/2022 (Unaudited)	Quarter ended 30/09/2021 (Unaudited)	Six months ended 30/09/2022 (Unaudited)	Six months ended 30/09/2021 (Unaudited)	Year ended 31/03/2022 (Audited)
1 Revenue from operations	-	-	-	-	-	-
2 Other Income	3.44	3.92	1.23	7.36	2.42	5.46
3 Total Income	3.44	3.92	1.23	7.36	2.42	5.46
4 Expenses						
(a) Cost of materials consumed	-	-	-	-	-	-
(b) Purchase of stock-in-trade	-	-	-	-	-	-
(c) Changes in inventories of finished goods, work-in-progress and stock-in-trade	-	-	-	-	-	-
(d) Employee benefits expense	-	-	-	-	-	-
(e) Legal and professional fees	0.06	0.33	0.06	0.39	0.35	1.10
(f) Listing fees	-	3.00	-	3.00	3.00	3.00
(g) Finance costs	-	-	-	-	-	-
(h) Depreciation and amortisation expenses	-	-	-	-	-	-
(i) Realised/Notional Loss on MF	0.10	-	-	0.10	-	0.96
(j) Depository fees	0.20	0.18	-	0.38	0.18	0.18
(k) Other expenses	0.64	0.39	0.20	1.03	0.39	0.97
Total expenses	1.00	3.90	0.26	4.90	3.92	6.21
5 Profit/(Loss) from operations before exceptional Items (3-4)	2.44	0.02	0.97	2.46	(1.50)	(0.75)
6 Exceptional items	-	-	-	-	-	-
7 Profit/(Loss) before tax (5 +/- 6)	2.44	0.02	0.97	2.46	(1.50)	(0.75)
8 Tax expense	-	-	-	-	-	(0.10)
9 Net Profit/(Loss) for the period (7-8)	2.44	0.02	0.97	2.46	(1.50)	(0.64)
10 Other Comprehensive income	0.64	(1.21)	(1.83)	(0.57)	3.62	5.69
Items to be reclassified to profit and loss	-	-	-	-	-	-
Income tax relating to items to be reclassified to profit and loss	-	-	-	-	-	-
Items not to be reclassified to profit and loss	0.64	(1.21)	(1.83)	(0.57)	3.62	5.69
Income tax relating to items not to be reclassified to profit and loss	-	-	-	-	-	-
11 Total comprehensive income for the period (9+10)	3.08	(1.19)	(0.86)	1.89	2.12	5.05
12 Paid-up equity share capital (Face value - Rs. 10/- per Equity share)	124.56	124.56	124.56	124.56	124.56	124.56
13 Other Equity						44.68
14 i) Earnings Per Share						
(of Rs. 10/- each) (not annualised) :						
(a) Basic	0.20	0.00	0.08	0.20	(0.12)	(0.05)
(b) Diluted	0.20	0.00	0.08	0.20	(0.12)	(0.05)

NOTES :

- The above unaudited standalone financial results were reviewed by the audit committee and thereafter approved at the meeting of the Board of directors held on 10th November, 2022. These financial results have been prepared in accordance with the recognition and measurement principles laid down in the Indian Accounting Standards (Ind AS) 34 Interim Financial Reporting prescribed under Section 133 of the Companies Act, 2013.
- The income of the Company during the quarter comprises of dividend, mutual fund income and accordingly there are no reportable segments.
- Previous period figures have been re-grouped/ re-classified wherever necessary, to confirm to this period's classification.

Place : Mumbai
10th November, 2022


 Sandra R. Shroff
 Managing Director
 DIN - 00189012
 

Nivi Trading Limited



CIN : L99999MH1985PLC036391


Regd. Off : Readymoney Terrace, 4th floor, 167, Dr. Annie Besant Road, Worli Naka, Mumbai 400 018.

Statement of Assets and Liabilities as at 30th September, 2022

		(Rupees in lakhs)	
No	Particulars	As at 30.09.2022 (Unaudited)	As at 31.03.2022 (Audited)
A	ASSETS		
	1 Non-current assets		
	Property, plant and equipment	-	-
	Investment in property	-	-
	Financial assets:		
	(i) Investments	152.58	25.43
	(ii) Loans	-	
	Other non-current assets	4.43	5.10
	Deferred Tax Assets	4.33	4.33
	Total Non-current assets	161.34	34.86
	Income tax Assets		
	2 Current assets		
	Financial assets		
	(i) Investments	-	-
	(ii) Cash and Cash equivalents	6.94	132.48
	(iii) Bank balances other than (ii) above	-	-
	(iv) Loans	-	-
	Other current assets	3.48	2.29
	Total current assets	10.42	134.77
	Total Assets	171.76	169.63
B	EQUITY AND LIABILITIES		
	1 Equity		
	Equity share capital	124.56	124.56
	Other Equity	46.55	44.67
	Total Equity	171.11	169.23
	LIABILITIES		
	2 Current Liabilities		
	Financial liabilities		
	(i) Trade payables	-	-
	Other Current Liabilities	0.65	0.40
	Total current liabilities	0.65	0.40
	Total Equity and Liabilities	171.76	169.63

Place : Mumbai
10th November, 2022


 Sandra R. Shroff
 Managing Director
 DIN - 00189012
 

NIVI TRADING LIMITED			
CIN: L99999MH1985PLC036391			
CASH FLOW STATEMENT FOR THE HALF YEAR ENDED 30th SEPTEMBER, 2022			
(Rs. In lakhs)			
		September 2022	September 2021
(I) CASH FLOW FROM OPERATING ACTIVITIES			
Net Profit / (Loss) before Tax and Extraordinary items		2.46	(1.50)
ADJUSTMENTS FOR:			
<u>Add:</u> Notional Gain on Mutual Fund		0.10	0.87
<u>Less:</u> Notional Gain on REIT		(4.29)	-
<u>Less:</u> Interest on IT Refund		(0.06)	-
<u>Less:</u> Gain on Mutual Fund		(0.10)	(3.18)
<u>Less:</u> Dividend received		(1.74)	(0.11)
Operating Profit / (loss) before Working Capital Changes		(3.63)	(3.92)
(Increase) / Decrease in Other Non Currents Assets		-	-
(Increase) / Decrease in Other Currents Assets		(1.19)	(0.71)
Increase / (Decrease) in Other Current Liabilities		0.25	0.41
Cash (used) / generated from Operations		(4.57)	(4.23)
<u>Less:</u> Net Income Taxes paid / (Refund)		(0.81)	-
Net Cash Flow from Operating Activities	(A)	(3.76)	(4.23)
(II) CASH FLOW FROM INVESTING ACTIVITIES			
Dividend		1.74	0.11
(Purchase) / Sale of Investments (Net)		(123.52)	7.40
Net cash used in investing activities	(B)	(121.78)	7.51
(III) CASH FLOW FROM FINANCING ACTIVITIES			
Net cash generated from Financial Activities	(C)	-	-
NET CHANGES IN CASH AND CASH EQUIVALENTS (A+B+C)		(125.54)	3.28
Cash and cash equivalents at the beginning of the year		132.48	127.16
Cash and cash equivalents at the close of the year		6.94	130.44
NET CHANGES IN CASH AND CASH EQUIVALENTS		(125.54)	3.28
Notes:			
1. The Cash flow statement has been prepared under the indirect method as set out in Indian Accounting Standard 7 Cash Flow Statement'			
2. Cash and Cash Equivalents includes Cash and Bank Balance.			
3. Figures of Previous years have been regrouped and rearranged wherever necessary to confirm with current year's classification.			
Place : Mumbai 10th November,2022		 Sandra R. Shroff Managing Director DIN - 00189012 